



STANFORD  
COMPUTER  
OPTICS

Superior imaging intensified CCD cameras



# XXRapidFrame

Multiframing ICCD camera

Up to 8 channels

Up to 100 billion frames per second

Based on 4 Picos or 4 Quik E ICCD camera technology

UV enhanced system



PRISM  
AWARDS  
FINALIST

[www.stanfordcomputeroptics.com](http://www.stanfordcomputeroptics.com)



STANFORD  
COMPUTER  
OPTICS



Superior imaging intensified CCD cameras

## **XXRapidFrame** **multi-channel ICCD camera**

The high speed multi-channel framing camera XXRapidFrame, consists of a single optical input, an image splitter unit and up to eight individually controllable intensified CCD channels.

The multi-channel framing camera is able to record up to eight images with a interframing delay down to 10ps. This enables successive image sequences taken with a corresponding frame rate of up to 100 billion frames per second.

### **More detailed information**

Mirror based image splitter . . . . . 4

Individual channel settings . . . . . 5

Image intensifier options . . . . . 6

Mechanical details . 7

Applications . . . . . 8

### **General structure of the XXRapidFrame**

The multi-channel framing camera consists of a single optical input and a mirror based image splitter. The custom designed splitting optics divides the incoming light homogeneously into the individual channels. The intensified CCD channels are fully remote controllable by state-of-the-art electronics. This allows highly accurate timing control to capture ultra high speed phenomena.

### **Ideal optical design for framing cameras**

The customized optical design offers up to eight separate channels without compromising resolution, shading, or parallax. The mirror based image splitter ensures spectral independent intensity division. The UV enhanced image splitter enables measurements in ultraviolet spectral range down to 200nm.

### **Individual controllable ICCD channels**

The XXRapidFrame is available based on the 4 Picos or on the 4 Quik E ICCD camera technology with the shortest gating time down to 0.2ns or 1.2ns, respectively. Each of the channels is equipped with a high resolution image intensifier and a high resolution CCD sensor.

### **Ultra high speed imaging**

The ultra high shutter speed and the minimum interframing time of 0.01ns enables photographs of ultra high speed phenomena such as lightning emergence. Hence, the multi-channel framing camera XXRapidFrame offers the ultimate performance to scientists and engineers across all disciplines.



### Standard features and benefits

- Up to eight intensified CCD channels
- Respective channel parameter based on 4 Picos or 4 Quik E ICCD cameras
- Ultra fast shutter speed down to 0.2ns (4 Picos) or 1.2ns (4 Quik E)
- Highly accurate timing control with step size of 10ps (4 Picos) or 100ps (4 Quik E)
- High resolution image intensifiers with optical system resolution of >60lp/mm
- Extreme low jitter: <10ps (4 Picos) and 20ps (4 Quik E)
- Spectral sensitivity from VIS to NIR (UV optional)
- Perfectly spectral flat mirror image splitter
- Customized optical design ensures images free from ghosting, shading, distortion or parallax
- Brilliant sensitivity providing single photon detection
- High dynamic range (12bit resolution)
- High resolution CCD sensor with 1360 x 1024 pixel
- Comprehensive trigger options: TTL, high voltage or via optical fiber
- USB 2.0 output
- 4 Spec E Software for camera control, image readout, handling and storage
- Compact and light system design

### Optional features

- Double frame readout in full resolution with a interframing delay per channel of 500ns
- UV enhanced mirror image splitter down to 200nm
- Multi spectral imagery enables multi spectral images
- Highest dynamic range (14 bit resolution)
- LabVIEW API
- The XXRapidFrame consists in the setup with up to four channels of individually ICCD cameras. These cameras can be dismounted and used individually and independently

## Highlights

Ultra high speed gating  
down to 200ps flat top

Highly accurate timing  
control down to 10ps

Spectral flat mirror  
based image splitter

UV enhanced custom  
image splitting optics

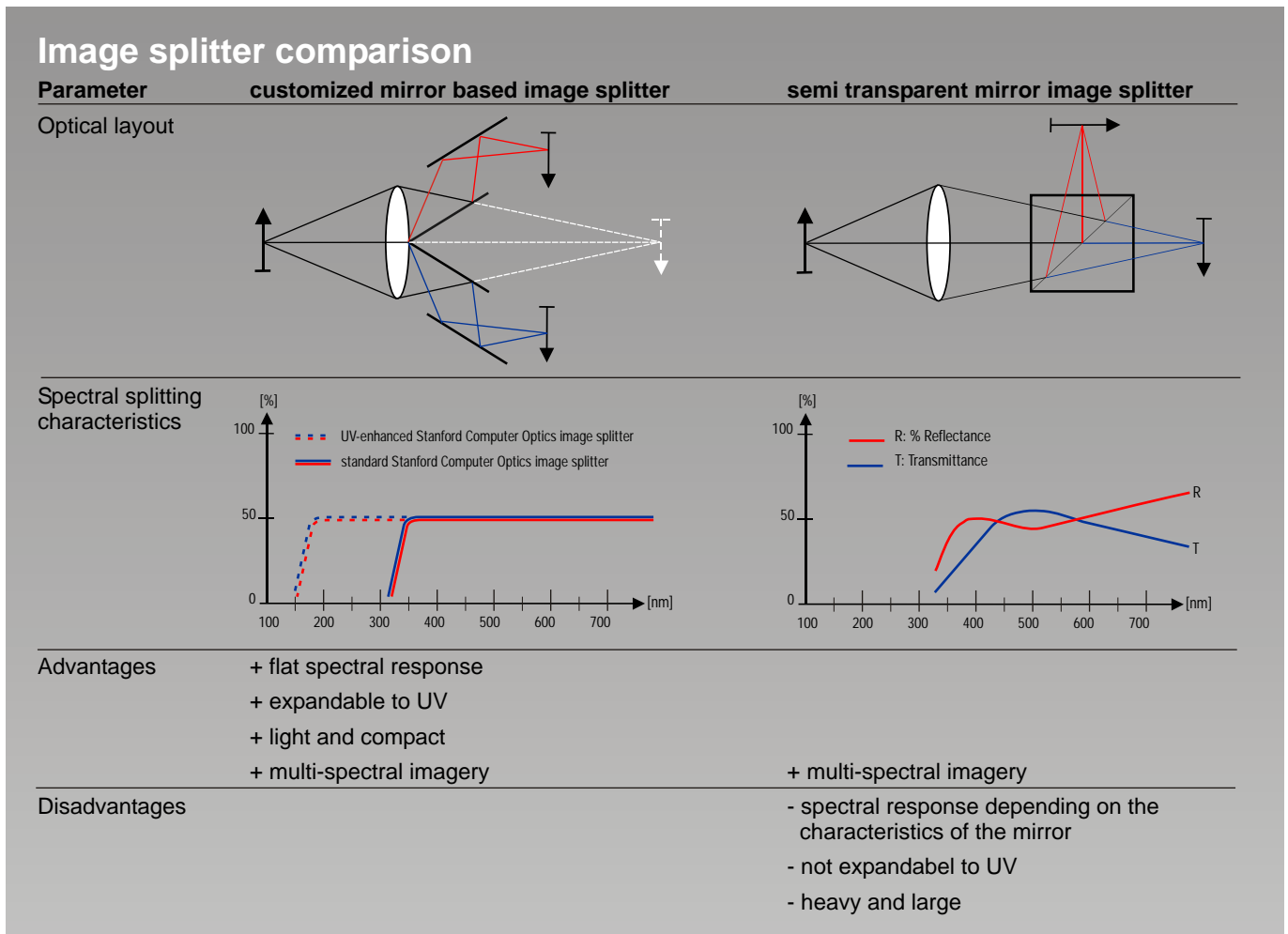
Ultra high resolution  
image intensifiers

*Images cover and backside: Consecutive image series of a high-voltage discharge development taken with a 3-channel XXRapidFrame framing camera. The individual channels are based on the 4 Quik E ICCD camera providing shortest gating times of 1.2ns. The image series is taken with inter-channel delay of 15ns*

# Mirror based image splitter

Best performance mirror based image splitter without compromising resolution and imaging quality.

Stanford Computer Optics developed and designed the mirror based image splitter to provide the best optical resolution and imaging quality with the multi-channel ICCD camera, XXRapidFrame. This customized image splitter does provide spectral flat response over the UV, VIS and IR and splits the incoming light equally between the attached channels. Hence, the mirror based image splitter has numerous advantages in comparison to competing solutions.



## UV enhanced image splitter

The standard mirror based image splitter enables measurements down to 350nm. Even if the downstream ICCD cameras are sensitive in the UV the light below 350nm just does not pass the image splitter. The UV enhanced mirror based image splitter

enables in combination with the adequate photo-cathode measurements down to 200nm. It consists of a customized, in-house developed lens system including 6 lenses made of UV capable material like MgF2 and adequate mirror coatings.



# Individual channel settings

The individual channels are equipped with technology based on the 4 Picos or 4 Quik E ICCD camera.

The 4 Picos and 4 Quik E provide highly accurate timing control with 0.2ns and 1.2ns minimum gating time, furthermore, the gating and delay time can be controlled with a step size of 0.01ns and 0.1ns, respectively.

Both ICCD cameras cover the spectral range from 200nm up to 1300nm with the respective image intensifier. The customized design of the optical coupling lens guarantees in both cameras high sensitivity, high resolution, distortion free and vignetting free images. The CCD sensor can be chosen independently from the time setting.

All multi-channel framing cameras with four or less channels are equipped with fully functional, independent usable ICCD cameras. All intensified CCD channels within multi channel framing cameras with six and more channels are not removable from the housing.

## Time settings

XXRapidFrame parameter	based on 4 Picos*	based on 4 Quik E*
Shortest gating time	0.2ns ... 80s	1.2ns ... 80s
Shortest interframing time	0.01ns ... 80s	0.1ns ... 80s
Timing control step size (gating and delay time)	0.01ns	0.1ns
Jitter	0.01ns	0.02ns
Double frame interframing time (two frames one channel)	500ns	500ns
Minimal dead time between multiple exposures	300ns	300ns
Trigger propagation delay	internal gate pulse: 67-72ns	
External trigger options	TTL, high voltage (100V) or optical fiber connector	

\* More detailed information: [www.stanfordcomputeroptics.com/products.html](http://www.stanfordcomputeroptics.com/products.html)

## CCD sensor options (independent from time settings)

Parameter	High resolution CCD sensor (standard)	Standard resolution CCD sensor (optional)
Resolution (pixel)	1360 x 1024	780 x 580
Pixel size (µm)	4.7 x 4.7	8.3 x 8.3 (higher full well capacity)
Max. frame rate (full, 2x2, ROI)	8.8 / 14.8 / 20.7 fps	14.1 / 25.3 / 27.1 fps
Binning options	full frame, 2x2 (binning), ROI (region of interest)	
Dynamic range	12 or 14 bit	
Video gain (dB)	full and ROI: 0..20db; 2x2: 0..25db	
Chip readout	Correlated double sampling, dark current corrected	
Camera interface	USB 2.0	

# Image intensifier options

## Variety of high resolution image intensifiers

The image intensifiers are the key component of each intensified CCD channel of the XXRapidFrame. All of the image intensifier provide excellent, high resolution images. Further demands and requirements of the different applications can be met by the large variety of image intensifier options.

### Diameter

The 18mm image intensifier provides higher shutter speed and higher specific resolution than the 25mm image intensifier. This makes the 18mm image intensifier to the standard and best suitable to most applications of the multi-channel ICCD camera XXRapidFrame. For the best spatial resolution with the drawback of slower shutter speeds the 25mm image intensifier is the preferred choice.

### Photocathode

The photocathode material defines the sensitivity and the spectral characteristics of the image intensifiers. The different materials cover the spectral range from 200nm up to 1300nm. However, the overall spectral sensitivity of the XXRapidFrame is as well limited by the image splitter (see page 4).

### Multi channel plate (MCP)

The single stage MCP features excellent signal gain and fits most applications of the ultra high speed framing camera. The V-stacked double MCP provides

higher signal gain and is especially used for low light environments. The increased electron multiplication provide single photon detection with increased signal to noise ratio and reduced ion feedback noise.

### Phosphor screen

The P43 phosphor screen provides highest efficiency and excellent resolution and is hence the standard option for multi-channel ICCD framing cameras. The P46 phosphor screen provides fast decaying phosphorescence and enables double frames with each channel down to a interframing time of 500ns.

### Multi spectral imagery

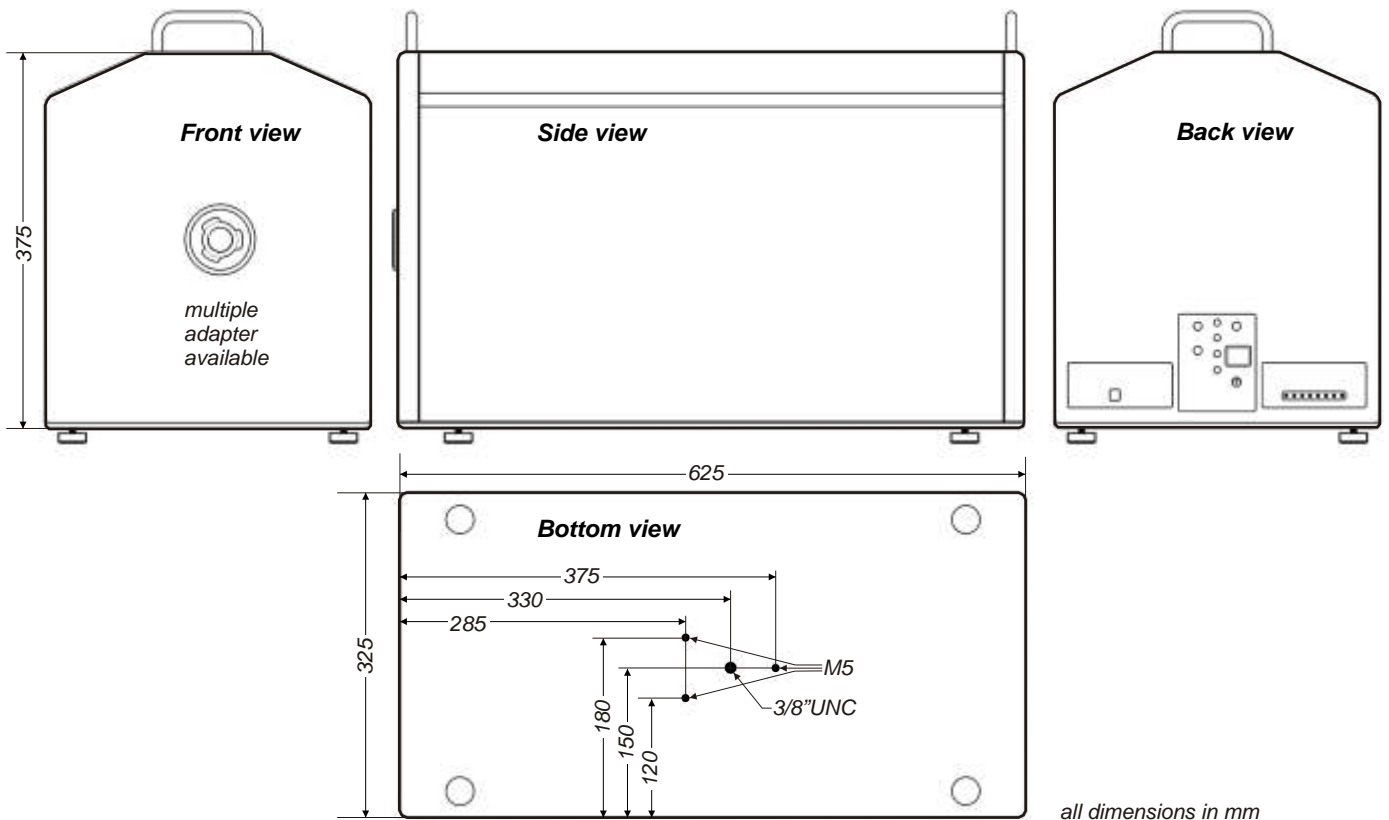
The multi-channel XXRapidFrame can be equipped with different types of image intensifiers at the individual channels. This enables for instance the simultaneously recording of multi-spectral images. Furthermore, the separate channels can be equipped with individual spectral filters for defined spectral range selection.

## Image intensifier specifications (with XXRapidFrame)

Parameter	standard	optional	further options (18 and 25mm)
Diameter (imaging area)	<b>18mm</b> (14.4 x 10.8mm)	<b>25mm</b> (20 x 15)mm	
Photocathode	S20, S25	S20, S25	S20 UV, Broadband, S1, Solar Blind GaAs
Multi Channel Plate	single stage	single stage	dual stage
Phosphor screen	P43	P43	P46 (fast decay for double frames)
Gain control	high precision, remote control with 10bit resolution		
Input field of view	6 x 4.5mm	8 x 6mm	
CCD sensor coupling	customized 6 element F/0.8 relay lens No distortion! No shading! No vignetting! No pin cushion! No honey-comb pattern!		



# Technical drawing



# Mechanical and environmental data

XXRapidFrame					
Parameter	2 channels	3 channels	4 channels	6 channels	8 channels
Camera weight (all in one)	29kg / 63.9lb	32kg / 70.5lb	35kg / 77.2lb	39kg / 86.0lb	43kg / 94.8lb
Camera dimensions without lens	625 x 325 x 375mm (l x w x h)				
Camera mount	3/8" and M5 mounting holes				
Operating humidity	25..95%, non condensing				
Operating temperature	0°C 50°C / 32°F 122°F				
Performance specification	10°C 40°C / 50°F 104°F				
Operating limits	-10°C 50°C / 14°F 122°F				
Shock and vibration	60g accel. shock, 7g Vibration (11 200Hz)				
Voltage	90..260VAC				



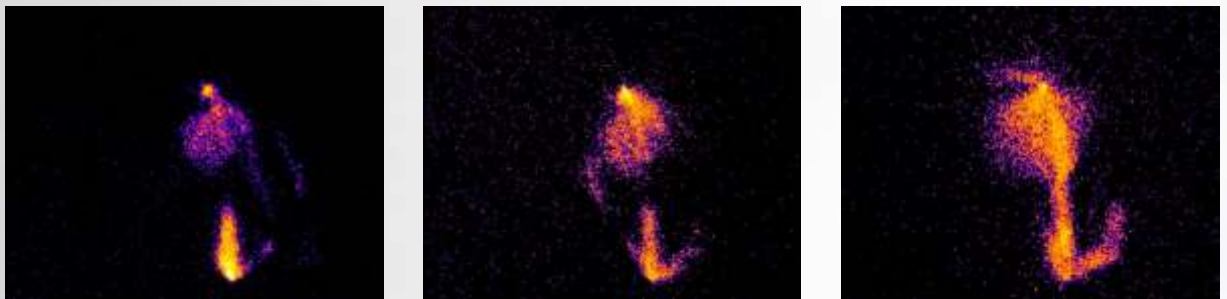
STANFORD  
COMPUTER  
OPTICS

Superior imaging intensified CCD cameras



# XXRapidFrame

Ultra high speed ICCD framing camera



## Contact

Europe/Asia: Paul Hoess KG  
Entenbachstr. 14 - 81541 Muenchen, Germany  
Phone: +49 (0)89 652029 - Fax: +49 (0)89 654817  
E-mail: [europe@stanfordcomputeroptics.com](mailto:europe@stanfordcomputeroptics.com)  
[www.stanfordcomputeroptics.com](http://www.stanfordcomputeroptics.com)

USA/Canada:  
Stanford Computer Optics, Inc.  
780 Cragmont Avenue - Berkeley, CA 94708, USA  
Phone: +1(510) 527-3516 - Fax: +1(510) 558-9582  
E-mail: [info@stanfordcomputeroptics.com](mailto:info@stanfordcomputeroptics.com)  
[www.stanfordcomputeroptics.com](http://www.stanfordcomputeroptics.com)